















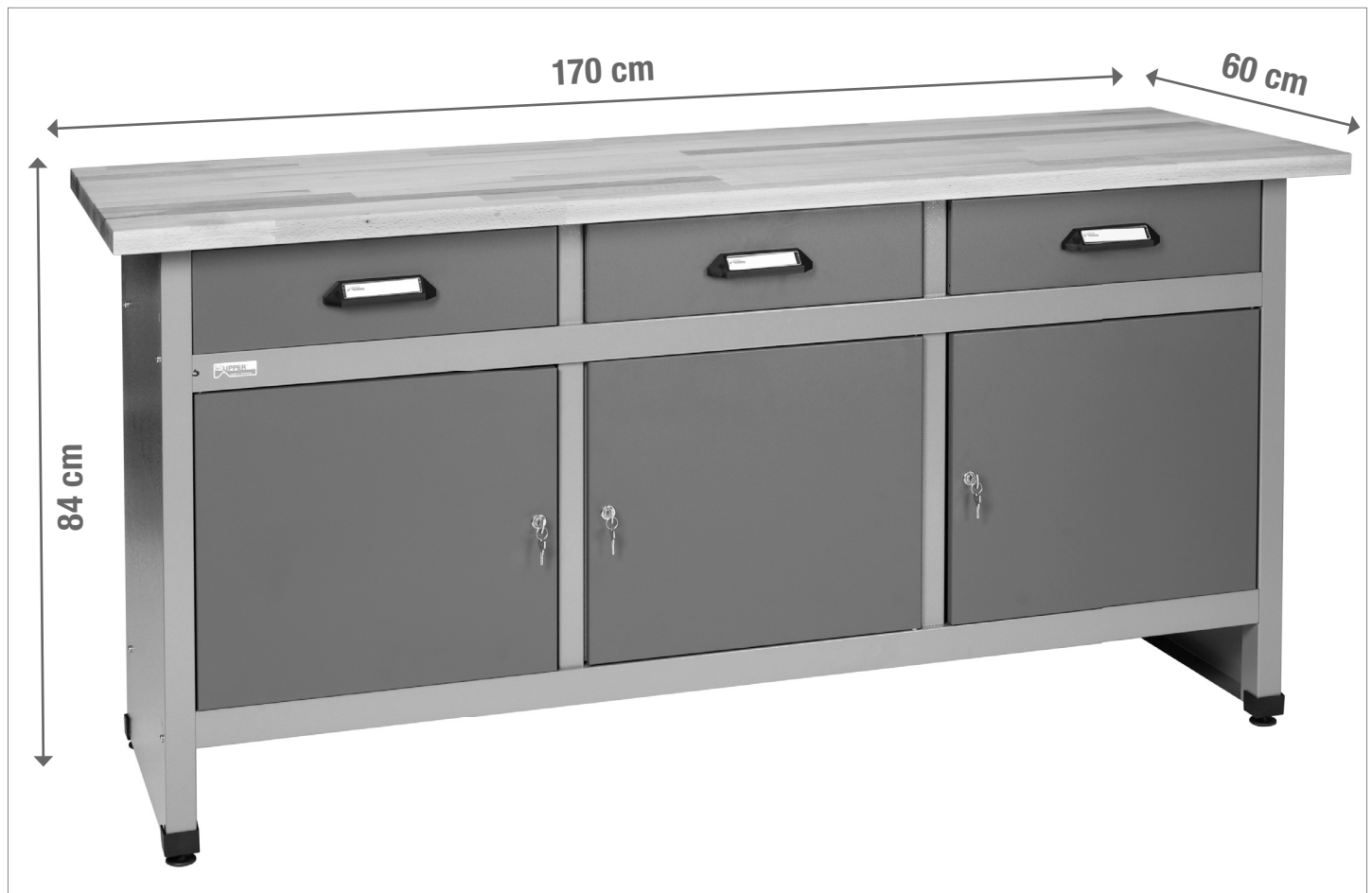


MONTAGEANLEITUNG

-  MONTAGEANLEITUNG
-  ASSEMBLY INSTRUCTION
-  DE INSTRUCTIE VAN DE ASSEMBLAGE
-  ISTRUZIONE DELL'ASSEMBLEA
-  INSTRUCCIÓN DE ASAMBLEA
-  INSTRUCTION DE MONTAGE
-  NÁVOD K MONTÁŽI
-  MONTERINGSANVISNING

-  MONTAJ TALIMATI
-  ASENUSOHJE
-  BRUGSANVISNING
-  BRUKSANVISNING
-  UPUTE ZA MONTÁŽU
-  NAVODILA ZA MONTAŽO
-  SZERELÉSI ÚTMUTATÓ
-  INSTRUCIUNI DE MONTAJ



Modell-Nr.

12150

ART.-NR. FRONT KORPUS

12151 Grün Silber

12152 Rot (ähnl. RAL 3002) Silber

12154 Blau Silber

12157 Ultramarinblau (RAL 5002) Silber

12156 Silber Schwarz

Friedrich Küpper GmbH
Friedrich-Küpper-Weg
54570 Berlingen
Deutschland

Telefon +49 (0) 65 91 - 95 42 0
Telefax +49 (0) 65 91 - 95 42 17
E-Mail info@friedrich-kuepper-gmbh.de
Internet www.friedrich-kuepper-gmbh.de

EINZELTEILE / PIECES

A



1x
772 mm x 475 mm

B




1x
772 mm x 475 mm

F




2x
645 mm x 450 mm

K



3x
403 mm x 468 mm

L




3x
400 mm x 25 mm

C



1x
1570 mm x 473 mm

D



1x
1570 mm x 473 mm

E



1x
1500 mm x 480 mm

Y




1x
1700 mm x 600 mm

H



3x
450 mm x 445 mm

I



3x
470 mm x 130 mm

J





















3x
450 mm x 120 mm

X











3x
450 mm x 20 mm

BEUTELINHALT / BAG CONTENT

 8x 5,5x19 mm	 6x KU 4x16 mm	 26x M5x10 mm	 26x ø5,3 mm	 26x M5	 24x M4 x 10 mm
 24x M4	 3x M6x16 mm	 3x ø6,4 mm	 3x M6	 3x 6x12 mm	 3x
 3x	 3x	 4x	 4x	 4x M8	 3x

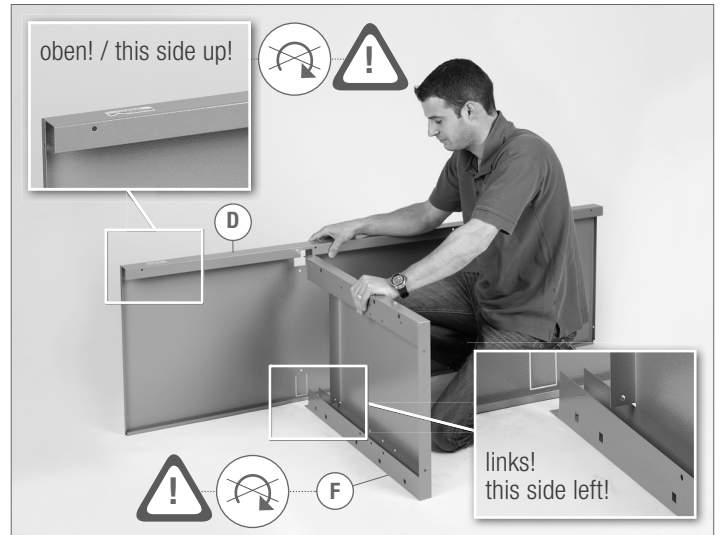
BENÖTIGTES WERKZEUG / NEEDED TOOLS

<p>①</p>  <p>PH 1 x 100 PH 2 x 100 Schlitz 6,5 x 150</p>	<p>②</p>  <p>SW 7 SW 8 SW 10</p>	<p>③</p>  <p>4 mm</p>
<p>④</p> 	<p>⑤</p> 	<p>⑥</p>  <p>5 mm</p>
<p>⑦</p> 	<p>⑧</p> 	

1.




2. WICHTIG / IMPORTANT




3. WICHTIG / IMPORTANT



4.  4x M5  4x M5 x 10  4x 5,3 MM




5.



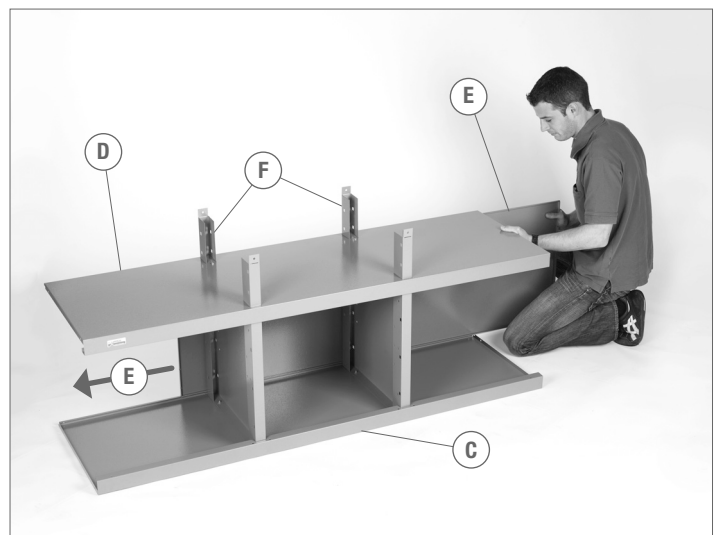
6.  4x M5  4x M5 x 10  4x 5,3 MM  2 SW 8  1 PH2X100



7.




8.




ZU SCHRITT 4. / IN ADDITION TO STEP 4.

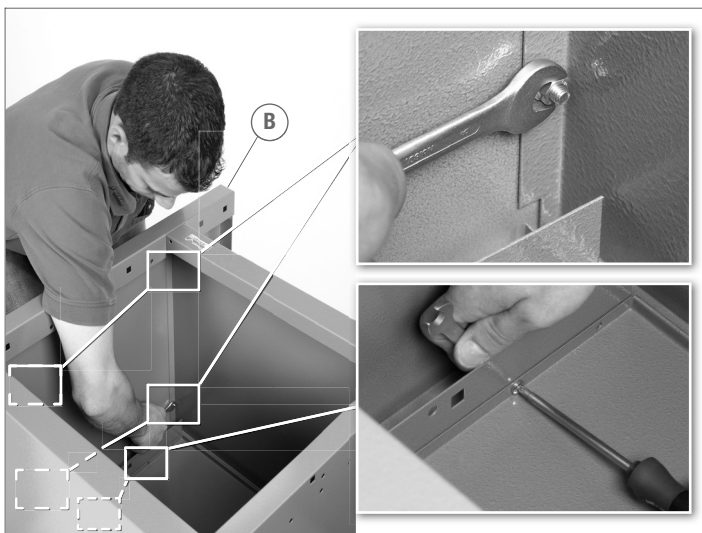
②  SW 8 ①  PH2x100




9. WICHTIG / IMPORTANT



10.  6x M5  6x M5x10  6x 5,3 MM ②  SW 8 ①  PH2x100



11.  6x M5  6x M5x10  6x 5,3 MM ②  SW 8 ①  PH2x100



12.

4x M8


4x



4x



5



13.

6x M5

6x M5 x 10


6x 5,3 mm

2

SW8

1

PH2x100




14.



15.

8 7



16.

4 3



17.

8x 5,5x19



2 SW8



18.

3x 3x 6x12

1 Schlitz 6,5x150




19.



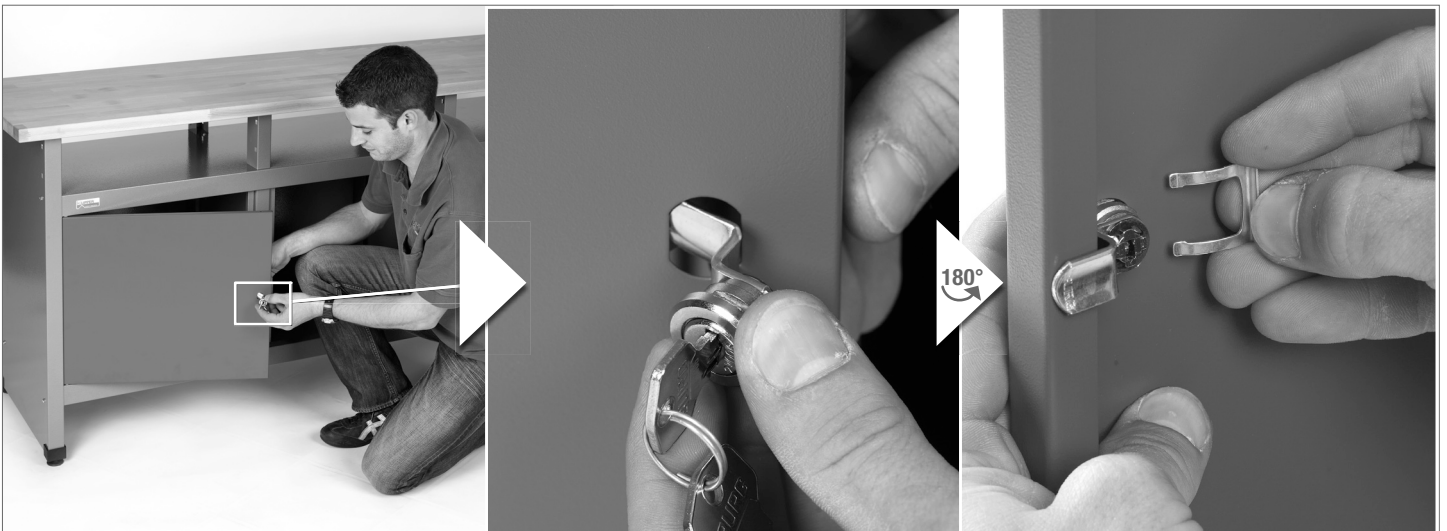
20.

- 3x M6
- 3x M6 x 16
- 3x 6,4 mm
- ② SW 10
- ⑥



21.

- 3x
- 3x



22.

- ①
- 3x CR



23.

- ①
- 3x CL




24.

6x M4

6x M4x10

②  SW7

①  PH1x100



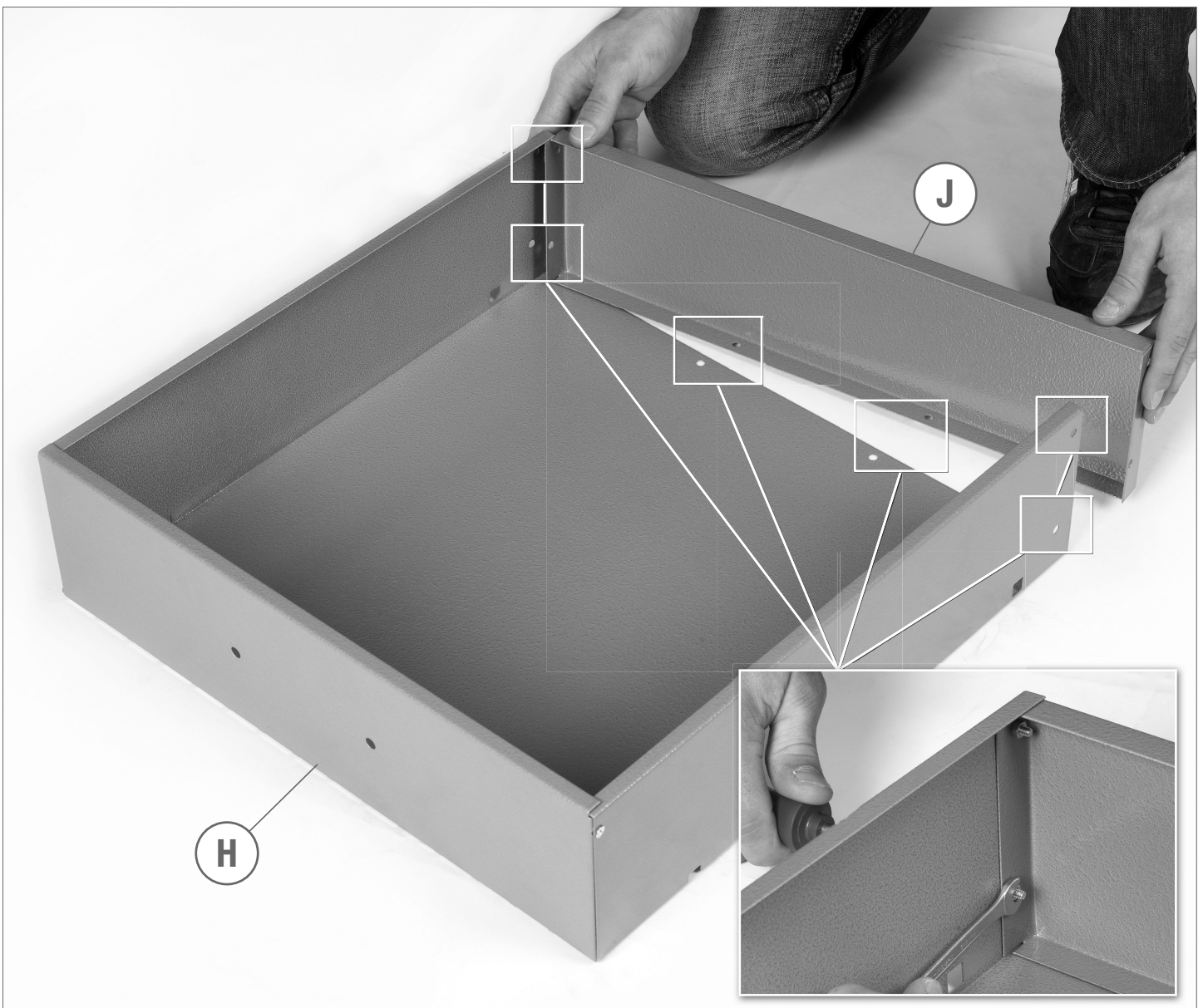
25.

18x M4


18x M4x10

②  SW7

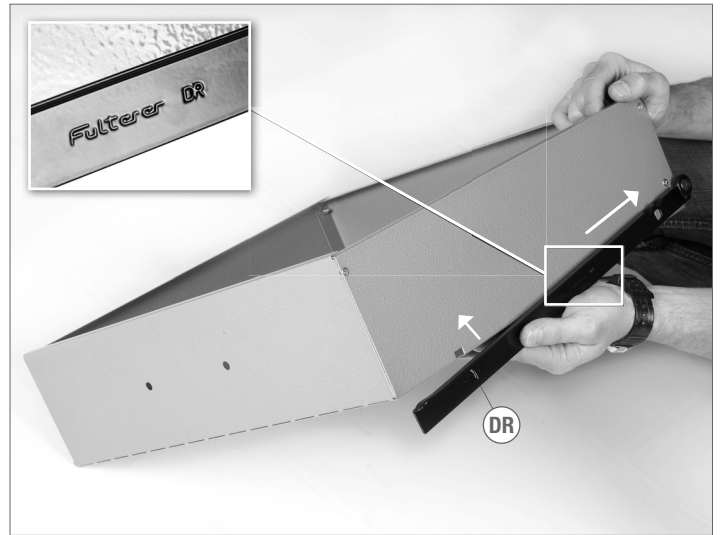
①  PH1x100



26.



27.



28.



29.


6x KU 4 x 16 3x  ①  PH 2x100



30.



31.





Modell-Nr.

12150