

















MONTAGEANLEITUNG

-  MONTAGEANLEITUNG
-  ASSEMBLY INSTRUCTION
-  DE INSTRUCTIE VAN DE ASSEMBLAGE
-  ISTRUZIONE DELL'ASSEMBLEA
-  INSTRUCCIÓN DE ASAMBLEA
-  INSTRUCTION DE MONTAGE
-  NÁVOD K MONTÁŽI
-  MONTERINGSANVISNING

-  MONTAJ TALIMATI
-  ASENUSOHJE
-  BRUGSANVISNING
-  BRUKSANVISNING
-  UPUTE ZA MONTÁŽU
-  NAVODILA ZA MONTAŽO
-  SZERELÉSI ÚTMUTATÓ
-  INSTRUCIUNI DE MONTAJ



Modell-Nr.

12050

ART.-NR. FRONT KORPUS

12051 Grün Silber

12052 Rot (ähnl. RAL 3002) Silber

12054 Blau Silber

12057 Ultramarinblau (RAL 5002) Silber

12056 Silber Schwarz

Friedrich Küpper GmbH
Friedrich-Küpper-Weg
54570 Berlingen
Deutschland

Telefon +49 (0) 65 91 - 95 42 0
Telefax +49 (0) 65 91 - 95 42 17
E-Mail info@friedrich-kuepper-gmbh.de
Internet www.friedrich-kuepper-gmbh.de

EINZELTEILE / PIECES

A

1x

772 mm x 475 mm



C

1x

1057 mm x 473 mm



B

1x

772 mm x 475 mm



D

1x

1057 mm x 473 mm



F

1x

645 mm x 450 mm



E

1x


985 mm x 480 mm



K

2x

403 mm x 468 mm



Y

1x


1200 mm x 600 mm



L

2x

400 mm x 25 mm



J

2x

450 mm x 120 mm



X

2x

450 mm x 20 mm



H

2x


450 mm x 445 mm




















I

2x









470 mm x 130 mm



BEUTELINHALT / BAG CONTENT

 6x 5,5x19 mm	 4x KU 4x16 mm	 20x M5x10 mm	 20x ø5,3 mm	 20x M5	 16x M4 x 10 mm
 16x M4	 2x M6x16 mm	 2x ø6,4 mm	 2x M6	 2x 6x12 mm	 2x
 2x	 2x	 4x	 4x	 4x M8	 2x

BENÖTIGTES WERKZEUG / NEEDED TOOLS

<p>①</p>  <p>PH 1 x 100 PH 2 x 100 Schlitz 6,5 x 150</p>	<p>②</p>  <p>SW 7 SW 8 SW 10</p>	<p>③</p>  <p>4 mm</p>
<p>④</p> 	<p>⑤</p> 	<p>⑥</p>  <p>5 mm</p>
<p>⑦</p> 	<p>⑧</p> 	


1.




2. WICHTIG / IMPORTANT




3.  2x M5  2x M5 x 10  2x 5,3 MM



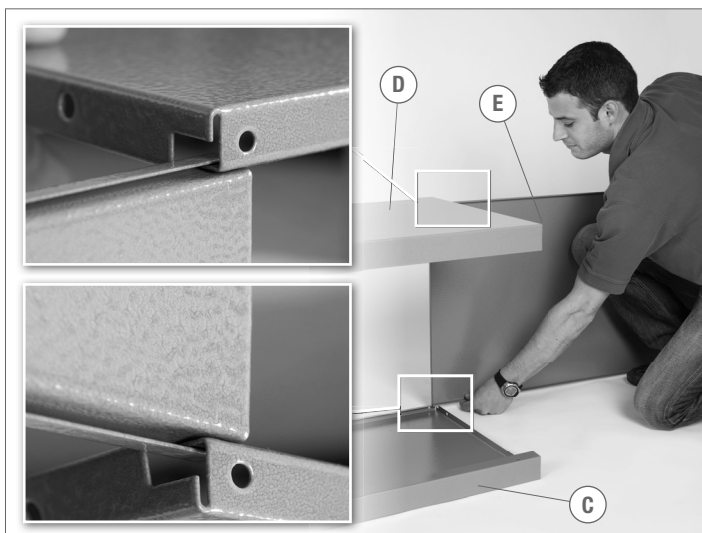
4.



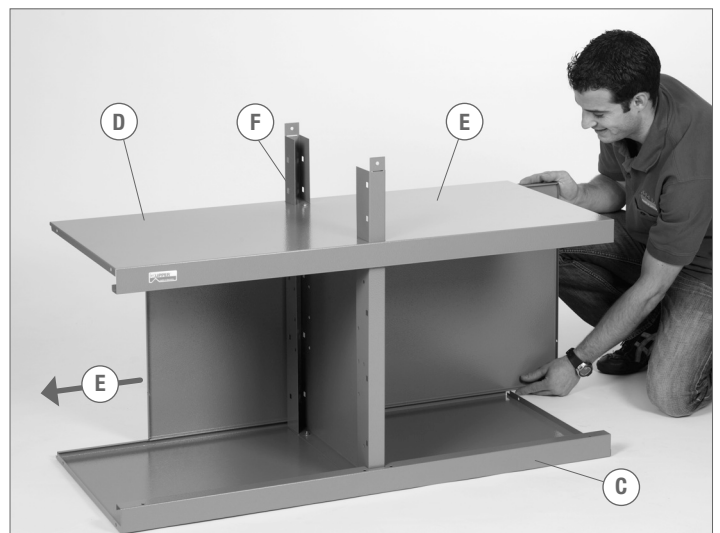
5.  2x M5  2x M5 x 10  2x 5,3 MM  2 SW 8  1 PH 2 X 100



6.




7.



ZU SCHRITT 3. / IN ADDITION TO STEP 3.


②  SW 8 ①  PH 2x100



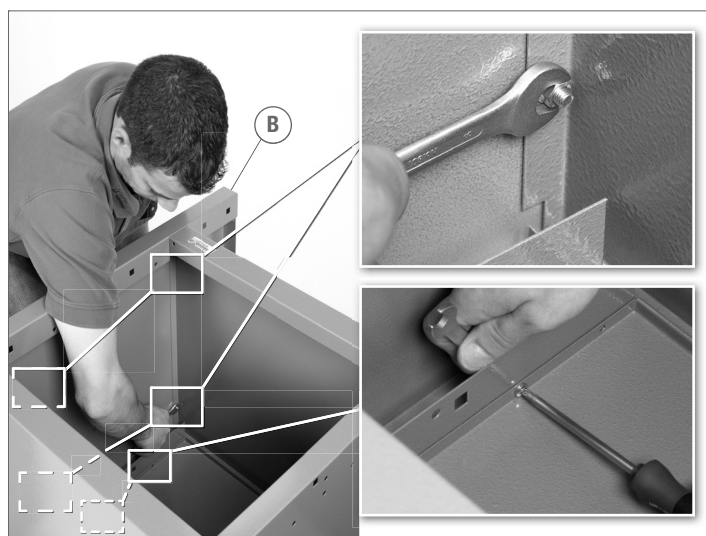
8. WICHTIG / IMPORTANT




9. WICHTIG / IMPORTANT



10.  6x M5  6x M5 x 10  6x 5,3 MM ②  SW 8 ①  PH 2x100



11.  6x M5  6x M5 x 10  6x 5,3 MM ②  SW 8 ①  PH 2x100



12.

4x M8


4x



4x



5



13.

4x M5

4x M5 x 10

4x 5,3 mm

2

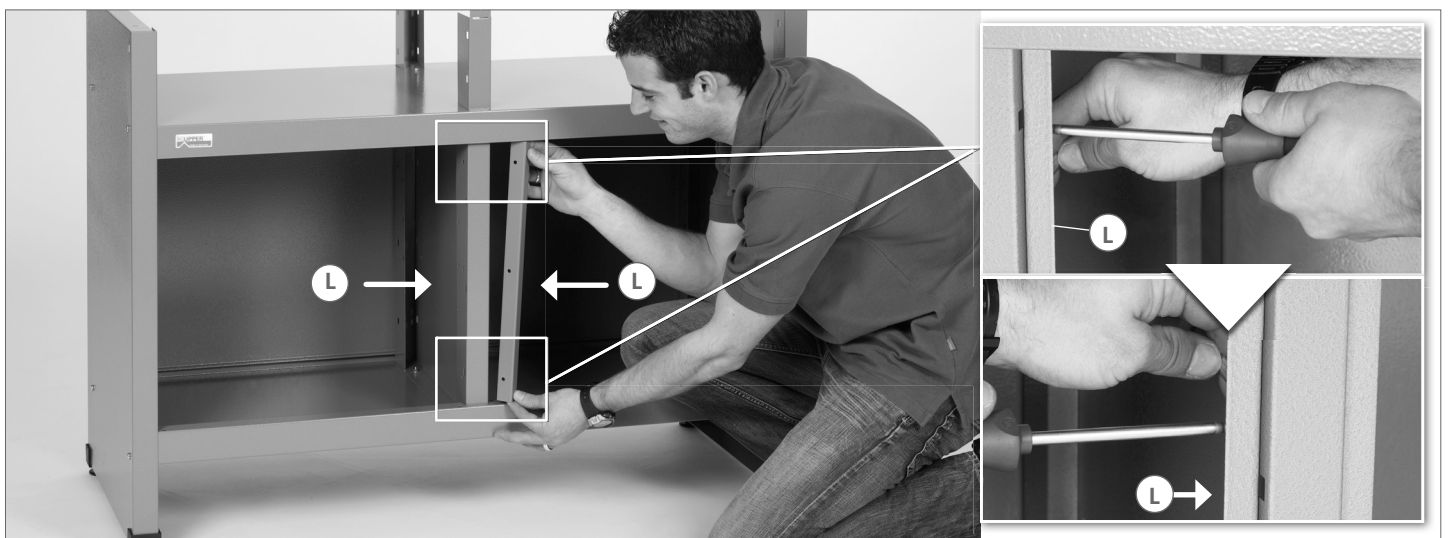


SW8


1



PH 2x100




14.





15.  2x  2x 6 x 12

 ① Schlitz 6,5 x 150




16.

17.  2x M6  2x M6 x 16  2x 6,4 mm  ② SW 10  ⑥



18.  2x  2x



19.



20.




21.

6x 5,5 x 19




22.

2x CR



23.

2x CL



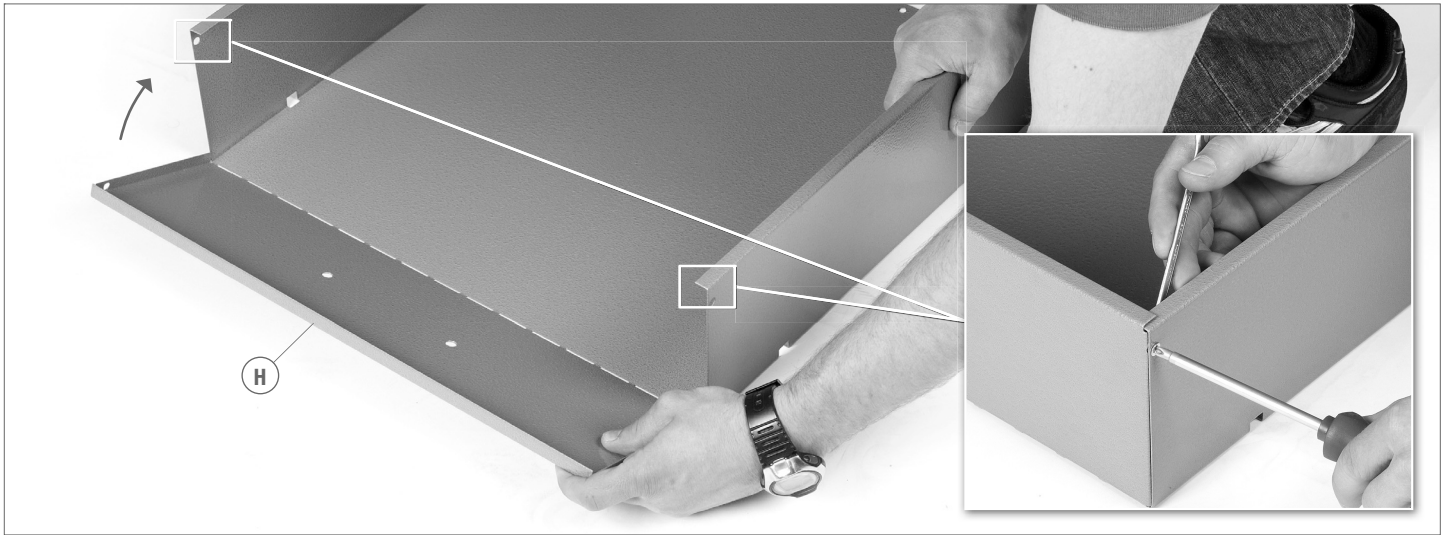
24.

4x M4

4x M4 x 10

② SW 7

① PH 1 x 100




25.

12x M4


12x M4 x 10

② SW 7

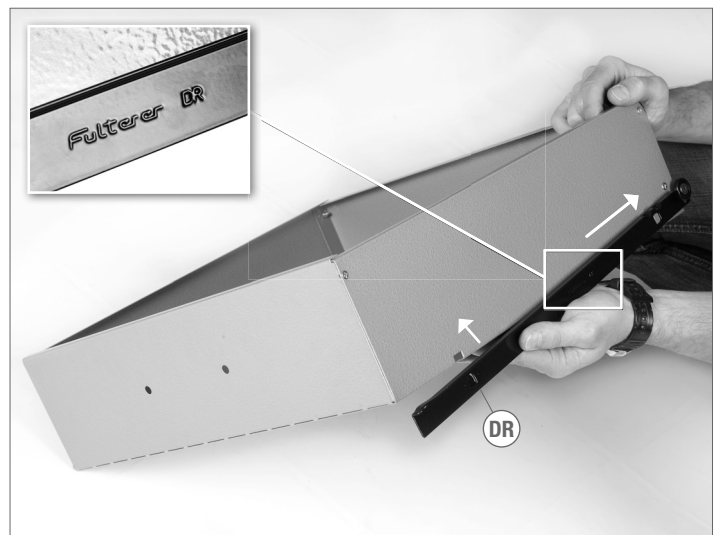
① PH 1 x 100




26.



27.



28.



29.

4x KU 4x16

2x



1

PH 2x100



30.





Modell-Nr.

12050